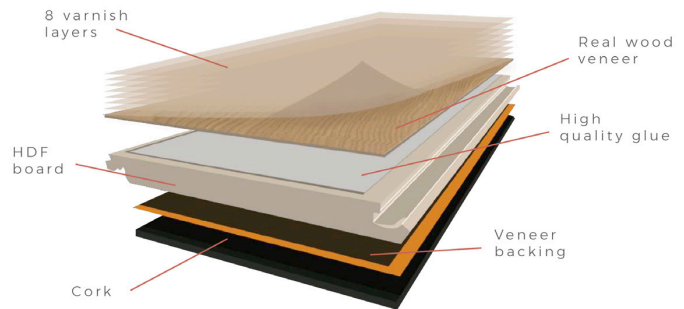




GENERAL CHARACTERISTICS

Top layer: 0.6mm veneer
Core board: HDF (High Density Fiberboard)
Backing: 0.6mm veneer
Overall thickness:
 - 12mm (with cork),
 - 10mm (without cork)
Density: >730kg/m³
Usage Classification (EN 685):
 - 31, brushed pore (15 year warranty)
 - 32, protected p. (20 year warranty)
Installation system: Unifit X
Underfloor heating: Yes



PACKAGING

2420 x 265 mm	2420 x 230 mm	2420 x 185 mm	2200 x 230 mm	2200 x 185 mm	1805 x 195 mm	1200 x 150 mm	810 x 135 mm
95 9/32 x 10 7/16 "	95 9/32 x 9 1/16 "	95 9/32 x 7 9/32 "	86 39/64 x 9 1/16 "	86 39/64 x 7 9/32 "	71 1/16 x 7 43/64 "	47 1/4 x 5 29/32 "	31 57/64 x 5 5/16 "
							

 Optional
 Standard

		CORK		NO CORK		CORK		NO CORK		CORK		NO CORK		CORK		NO CORK	
BOX	Planks	4	4	4	4	5	6	4	4	5	5	6	7	10	12	10	12
	Surface sqm	2,56	2,56	2,22	2,22	2,23	2,68	2,02	2,02	2,04	2,04	2,11	2,46	1,80	2,16	1,09	1,31
	Surface sqft	27,55	27,55	23,89	23,89	24,00	28,84	21,52	21,52	21,95	21,95	22,71	26,47	19,37	23,25	11,77	14,12
	Weight kg	23,44	22,43	20,34	19,47	20,45	23,49	18,49	17,70	18,59	17,80	19,29	21,55	16,44	18,89	10,05	11,55
	Weight lbs	51,67	49,45	44,84	42,92	45,09	51,79	40,77	39,02	40,99	39,23	42,54	47,50	36,25	41,64	22,16	25,45

		2442 x 852 x 682 mm		2442 x 996 x 682 mm		2442 x 1020 x 676 mm		2222 x 996 x 682 mm		2222 x 1020 x 676 mm		1827 x 1070 x 697 mm		1222 x 1014 x 1033 mm		1674 x 1078 x 787 mm	
PALLET	Dimensions	2442 x 852 x 682 mm		2442 x 996 x 682 mm		2442 x 1020 x 676 mm		2222 x 996 x 682 mm		2222 x 1020 x 676 mm		1827 x 1070 x 697 mm		1222 x 1014 x 1033 mm		1674 x 1078 x 787 mm	
	Boxes	30	30	40	40	40	40	40	40	40	40	35	35	42	42	70	70
	Surface sqm	76,96	76,96	89,06	89,06	89,54	107,45	80,96	80,96	81,40	81,40	73,91	86,23	75,60	90,72	76,55	91,85
	Surface sqft	828,40	828,40	958,63	958,63	963,80	1156,58	871,40	871,40	876,18	876,18	795,56	928,17	813,75	976,50	823,92	988,71
	Net Weight kg	703,08	672,96	813,62	778,77	818,05	939,60	739,66	707,97	743,68	711,82	675,29	754,09	690,69	793,32	703,64	808,19
	Gross Weight Kg	746,58	716,46	857,12	822,27	861,55	983,10	783,16	751,47	787,18	755,32	718,79	797,59	734,19	836,82	747,14	851,69
	Net Weight lbs	1.550,02	1.483,61	1.793,73	1.716,89	1.803,48	2.071,46	1.630,67	1.560,81	1.639,53	1.569,29	1.488,76	1.662,48	1.522,71	1.748,97	1.551,26	1.781,76
Gross Weight lbs	1.645,92	1.579,51	1.889,63	1.812,79	1.899,38	2.167,36	1.726,57	1.656,71	1.735,43	1.665,19	1.584,66	1.758,38	1.618,61	1.844,87	1.647,16	1.877,66	